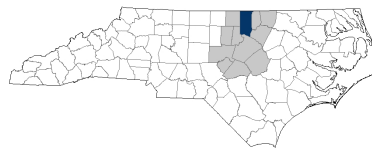


Granville County



Raleigh-Durham Prosperity Zone Sub-Region
Peer County Type: Rural Metro
Local Education Agencies: 1
Charter Schools: 2

2030 NC Degree Attainment Goal: 2 million (67%)
2030 Proposed Granville County Attainment Goal: 10,737 (62%)

Population Spotlight

2010 Census: 59,916
 2020 Census: 60,992
 Change: 1,076

Growth Rate

1.8% County vs. **9.5%** State

\$53,112 Median Household Income (2020)

20.5% Child Poverty Rate (2020)

87% Households with Broadband (2020)

74% Home Owners (2020)

74% Voter Registration Rate (2021)

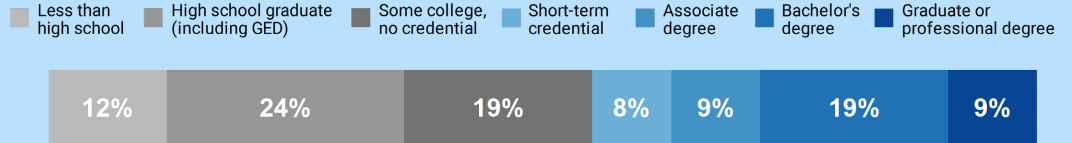
4.0% Unemployment Rate (2021)

Educational Attainment

Granville County residents ages 25-44, 2021

No Degree
55.4%
 8,160

Have Degree or Credential
44.6%
 6,557



Note: Numbers may add to more than 100% due to rounding

Top Opportunities for Growth

These three areas represent the biggest opportunities for Granville County to improve future attainment outcomes.



Math Performance

19% of Granville County 3-8 graders earn college-and-career-ready scores in Math, below the rural metro county average of 28%.



Reading Performance

20% of Granville County 3-8 graders earn college-and-career-ready scores in Reading, below the rural metro county average of 25%.

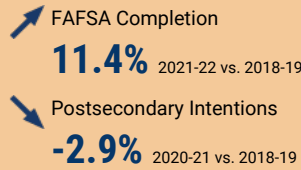
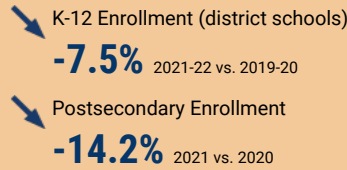


First-Year Persistence

68% of Granville County high school graduates who enroll in postsecondary persist to their second year, below the rural metro county average of 73%.

Impact of Covid-19 on Education Pipeline

Covid-19 has affected critical transition points along the education continuum.



Data Disruptions

- College-and-Career-Ready in Reading
- College-and-Career-Ready in Math
- Chronic Absenteeism



ncdemography.org

ACADEMIC READINESS

How students in Granville County traditional schools are currently doing:

To meet state goals, each year Granville County needs:

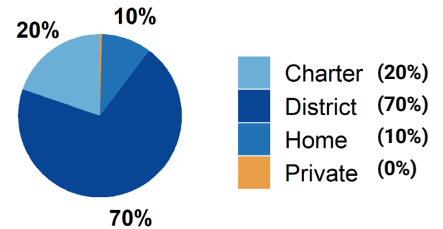
- Granville County has met the goal for **Pre-K enrollment**. (Goal: **75%**). 2022
- 20%** of 3-8 graders are earning college-and-career-ready scores (level 4 or 5) in **reading**; 1,585 more needed to meet state goal of **73%**. 2022
- 19%** of 3-8 graders are earning college-and-career-ready scores (level 4 or 5) in **math**; 1,999 more needed to meet state goal of **86%**. 2022
- 84%** of 9th graders **graduate within four years**; 66 more needed to meet state goal of **95%**. 2021
- 32%** of students are **chronically absent from school**; 1,437 less needed to meet state goal of **11%**. 2021

Granville County has a **student-to-school counselor ratio** of 305:1 versus 362:1 in peer counties. 2021

School Choice

9,546 total students were enrolled in K-12 in Granville County in the 2021-22 school year.

Note: This profile focuses on outcomes of students enrolled in district schools.



Career and College Preparation

190 high school students took at least one **AP course** (**9%**) versus **9%** in peer counties (2021).

125 graduates participated in **Career & College Promise programs** (**25%**) versus **43%** in peer counties (2021).

Students in Granville County completed **263 Career & Technical Education concentrations** in 2021. The top three CTE concentrations completed include Agricultural, Food, & Natural Resources; Architecture and Construction; and Health Science.

COLLEGE & CAREER ACCESS

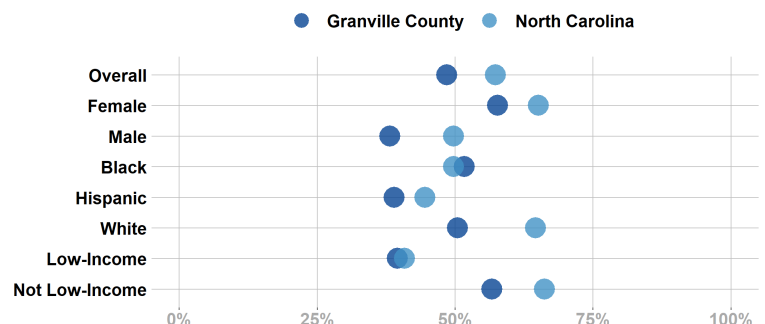
53% of seniors **completed the FAFSA** in 2022; 121 more need to complete in 2022 to meet state goal of **80%**. 2022
<https://www.myfuturenc.org/ourwork/first-in-fafsa/>

75% of graduates reported **intentions to enroll** in a postsecondary institution versus 69% in peer counties. 2021

47% of graduates **enrolled in a postsecondary institution** within 12 months versus 49% in peer counties. 2021

58% of Granville County students have **parents with no college degree** (either 2- or 4-year) versus 58% in peer counties.

Postsecondary Enrollment Rates for Select Groups in Granville County, 2021



Note: Outcomes for demographic groups with fewer than 10 students are not displayed.

Success of Granville County High School Graduates

Top destinations of graduates, 2016-2020

- 37% of college-goers attended a **public 4-year college**
 - 14% of college-goers attended a **private 4-year college**
 - 46% of college-goers attended a **public 2-year college**
 - <5% of college-goers attended a **private 2-year college**
 - 93% of college-goers attended an **in-state college**
- 68% of students who enroll **persist to their second year** versus 73% in peer counties. 2021
 - 58% of students who enroll **earn a degree or credential** within 6 years versus 57% in peer counties. 2021

Adult Learners

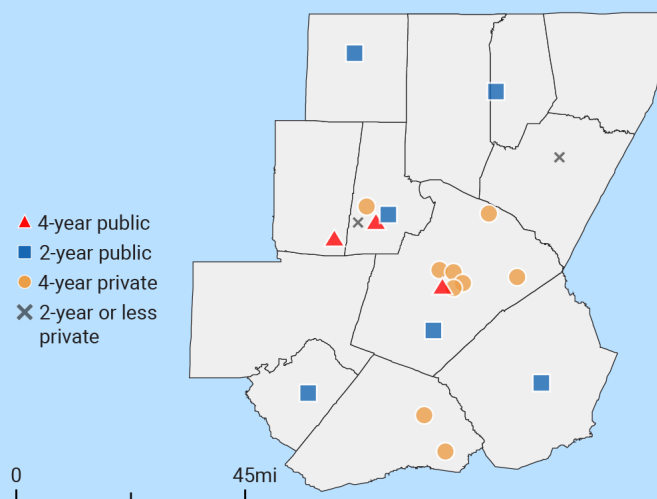
Granville County resident enrollments in NC Community Colleges, 2021

- 111 Basic Skills
- 769 Continuing Education
- 1,133 Curriculum



14% of Granville County residents have **student loan debt**; 8% of debt holders had **student loans in default**. 2020

Postsecondary assets in Raleigh-Durham Prosperity Zone sub-region



Degree Credentials Awarded, 2021

8,066 certificate | 5,938 associate | 16,203 bachelor's

In your Prosperity Zone Sub-Region:

78.8%

of postsecondary degrees and credentials conferred by regional institutions are **aligned with labor market needs**.

Top areas of misalignment:

- Health Science** (below bachelor's)
- Business Management & Administration** (bachelor's)
- Information Technology** (bachelor's)

5,347 Individuals served in an ApprenticeshipNC program in 2020

UNC and NC Community College Outcomes:

- 19,047 graduates in 2020
- 65% of 2016 graduates were employed in NC in 2021
- \$50,028 annual average earnings of graduates employed in NC (includes both part-time and full-time jobs)

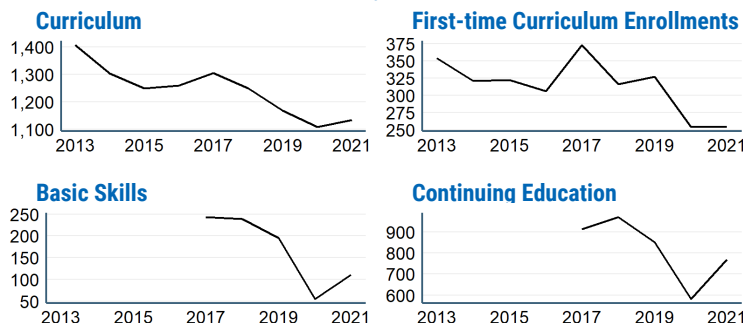
In 2021 your Workforce Development Board served:

- 5,026 in Basic Services
- 2,166 in Career Services
- 109 in Education Services

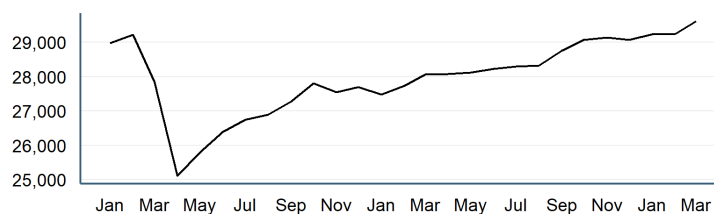


18.3% of young adults ages 16-24 in Granville County were **not working and not in school** versus 15.2% in peer counties. 2019

Impact of Covid-19 on NC Community College Enrollment



Number of Granville County residents employed, January 2020 to March 2022



Promising Attainment Practices

The new **Promising Attainment Practices Database** is a curated, searchable, and filterable collection of about 250 county, region, and state-level initiatives and programs that directly address various components of the state's attainment challenge. The Database allows local and regional initiative leaders and other stakeholders to identify groups across the state who are developing or operating initiatives designed to boost attainment.

Follow link to discover how Granville County has been meeting local needs:

https://dashboard.myfuturenc.org/promising-attainment-practices/?wdt_search=Granville

For more information about each indicator, including data sources and methodology, visit:

dashboard.myfuturenc.org/county-data-and-resources/